



Participants— Prepare

MinistryPlatform

“Tracking” Fields

- **Households/Families Page**
 - Congregation/Parish
- **Contacts Page**
 - Contact Status
- **Participants/Members Page**
 - Participant/Member Type ★
 - Member Status
 - Participant Engagement
- **Donors Page**
 - Donor Level
 - Donation Frequency





Quick Disclaimer

#YourChurchYourWay



Congregation/Parish



Page

- Households/Families

Management

- Manual (by default)

Purpose

- To show where a household attends worship / is registered

Special Considerations

- Family registration
- Global filters

What location is this family worshipping at?

Contact Status



Page

- Contacts

Management

- Manual (by default)
- Required

Purpose

- On/off switch

Special Considerations

- Manually managed vs automated

Is this person involved at all right now?

Member Status



Page

- Participants/Members

Management

- Manual
- Not required

Purpose

- Church polity
- Formal process
- Not necessarily dependent on activity

Has this person officially joined your church?

Participant/Member Engagement



Page

- Participants/Members

Management

- Automated

Purpose

- Daily summary of database activity
- Use in conjunction with other tracking fields

Special Considerations

- Customization available through Professional Services

What does this person's participation look like in this season?

Participant/Member Type



Participant/Member Type



Page

- Participants/Members

Management

- Manual
- Required

Purpose

- Depends on how it is managed... but we have MP best practices for how to do it!

Best Practices

- Keep the list small (5-7 items if possible)
- Make the options broad
- Avoid options that require interpretation (i.e. regular attender)
- Avoid using this field for membership or registration data
- Use in conjunction with contact status and member status to create sub-categories
- Make sure you know your default value (configuration setting)

Best Practices

- Decide your internal protocol on how this field is assigned when contacts are created*:
 - Use **ChangeMe* or **Temp Participant Type*?
 - Use a *New* or *Guest* type?
 - Make a judgement call on each entry?
- Create a plan for how this field will be managed moving forward

Try to create options that help you answer the question:
How is that person participating in the life of your church?

Standard Examples

- *ChangeMe
- Guest
- Attendee
- Church Family
- Dropped
- Other



Other Examples





- College Ministry Alumni
- Sacrament Only
- Out of Town Guest
- Leader
- Contributor Only
- Missionary
- Event Prospect
- Parent of Attendee







Management Tips

- Define your list of participant types in *Lookup Values*
 - Take advantage of the description field - make it extra clear
- Setup a view notification for your placeholder participant type (*Temp Participant / *ChangeMe)
 - Consider including a field for who updated it
- Spot-check participant type as you make other changes





Scenario

Contact Status 	Participant Type 	Member Status 	Participant Engagement 
Active	*ChangeMe	Member	Fully Engaged
Inactive	Guest	Former Member	Engaged
Homebound	Attendee	Faithful Non-Member	Observing
Deceased	Church Family		Lapsing
Temporarily Away	Dropped		Lapsed
	Other		





Person 1

Contact Status 	Participant Type 	Member Status 	Participant Engagement 
Active	*ChangeMe	Member	Fully Engaged
Inactive	Guest	Former Member	Engaged
Homebound	Attendee	Faithful Non-Member	Observing
Deceased	Church Family		Lapsing
Temporarily Away	Dropped		Lapsed
	Other		





Person 2

Contact Status 	Participant Type 	Member Status 	Participant Engagement 
Active	*ChangeMe	Member	Fully Engaged
Inactive	Guest	Former Member	Engaged
Homebound	Attendee	Faithful Non-Member	Observing
Deceased	Church Family		Lapsing
Temporarily Away	Dropped		Lapsed
	Other		





Person 3

Contact Status 	Participant Type 	Member Status 	Participant Engagement 
Active	*ChangeMe	Member	Fully Engaged
Inactive	Guest	Former Member	Engaged
Homebound	Attendee	Faithful Non-Member	Observing
Deceased	Church Family		Lapsing
Temporarily Away	Dropped		Lapsed
	Other		

Person 4

Contact Status 	Participant Type 	Member Status 	Participant Engagement 
Active	*ChangeMe	Member	Fully Engaged
Inactive	Guest	Former Member	Engaged
Homebound	Attendee	Faithful Non-Member	Observing
Deceased	Church Family		Lapsing
Temporarily Away	Dropped		Lapsed
	Other		

Person 5

Contact Status 	Participant Type 	Member Status 	Participant Engagement 
Active	*ChangeMe	Member	Fully Engaged
Inactive	Guest	Former Member	Engaged
Homebound	Attendee	Faithful Non-Member	Observing
Deceased	Church Family		Lapsing
Temporarily Away	Dropped		Lapsed
	Other		

Demo - Reassigning Part. Types



View Title	First Visit to First Group Timeline
Description	Shows dates of 1st sunday milestone and start date of first group, with the number of days in between, to help follow-up and make other needed updates in MP.
Page	Participants
Field List	<p>Contact_ID_Table.[Display_Name] AS [Display Name], Participant_Type_ID_Table.[Participant_Type] AS [Participant Type], (CONVERT(date,(SELECT TOP 1 Date_Accomplished FROM Participant_Milestones PM WHERE PM.Milestone_ID = [1st sunday / guest milestone ID here] AND PM.Participant_ID = Participants.Participant_ID ORDER BY Date_Accomplished))) AS [First Visit], (CONVERT(date,(SELECT TOP 1 Start_Date FROM Group_Participants GP WHERE GP.Participant_ID = Participants.Participant_ID ORDER BY Start_Date))) AS [Joined First Group], DATEDIFF(day,(SELECT TOP 1 Date_Accomplished FROM Participant_Milestones PM WHERE PM.Milestone_ID = 3 AND PM.Participant_ID = Participants.Participant_ID ORDER BY Date_Accomplished), (SELECT TOP 1 Start_Date FROM Group_Participants GP WHERE GP.Participant_ID = Participants.Participant_ID ORDER BY Start_Date)) AS [Days Between]</p>
View Clause	(SELECT TOP 1 Date_Accomplished FROM Participant_Milestones PM WHERE PM.Milestone_ID = [1st sunday / guest milestone ID here] AND PM.Participant_ID = Participants.Participant_ID) IS NOT NULL

View Title	Participant Type Changes - Last 90 Days
Description	Shows details of most recent change in a participant's participant type.
Page	Participants
Field List	<pre> Contact_ID_Table.[Display_Name] AS [Display Name], Contact_ID_Table_Contact_Status_ID_Table.[Contact_Status] AS [Contact Status], Participant_Type_ID_Table.[Participant_Type] AS [Current Participant Type] , (SELECT TOP 1 Previous_Value from dp_Audit_Detail AD JOIN dp_Audit_Log AL ON AD.Audit_Item_ID = AL.Audit_Item_ID WHERE AL.Table_Name = 'Participants' AND AL.Record_ID = Participants.Participant_ID AND AD.Field_Name = 'Participant_Type_ID' ORDER BY Date_Time DESC) AS [Previous Type] , (SELECT TOP 1 New_Value from dp_Audit_Detail AD JOIN dp_Audit_Log AL ON AD.Audit_Item_ID = AL.Audit_Item_ID WHERE AL.Table_Name = 'Participants' AND AL.Record_ID = Participants.Participant_ID AND AD.Field_Name = 'Participant_Type_ID' ORDER BY Date_Time DESC) AS [Changed To] , (SELECT TOP 1 User_Name FROM dp_Audit_Log AL JOIN dp_Audit_Detail AD ON AL.Audit_Item_ID = AD.Audit_Item_ID WHERE AL.Table_Name = 'Participants' AND AL.Record_ID = Participants.Participant_ID AND AD.Field_Name = 'Participant_Type_ID' ORDER BY Date_Time DESC) AS [Changed By] , (SELECT TOP 1 On_Behalf_Of_User_Name FROM dp_Audit_Log AL JOIN dp_Audit_Detail AD ON AL.Audit_Item_ID = AD.Audit_Item_ID WHERE AL.Table_Name = 'Participants' AND AL.Record_ID = Participants.Participant_ID AND AD.Field_Name = 'Participant_Type_ID' ORDER BY Date_Time DESC) AS [Change By (If APIUser)] , (SELECT TOP 1 Date_Time FROM dp_Audit_Log AL JOIN dp_Audit_Detail AD ON AL.Audit_Item_ID = AD.Audit_Item_ID WHERE AL.Table_Name = 'Participants' AND AL.Record_ID = Participants.Participant_ID AND AD.Field_Name = 'Participant_Type_ID' ORDER BY Date_Time DESC) AS [Date Changed] </pre>
View Clause	<pre> (SELECT TOP 1 Date_Time FROM dp_Audit_Log AL JOIN dp_Audit_Detail AD ON AL.Audit_Item_ID = AD.Audit_Item_ID WHERE AL.Table_Name = 'Participants' AND AL.Record_ID = Participants.Participant_ID AND AD.Field_Name = 'Participant_Type_ID' ORDER BY Date_Time DESC) >= dp_DomainTime - 90 </pre>

KB Articles To Review

- [Contact Tracking](#)
- [Participant Tracking](#)
- [Managing Household/Family Congregation/Parish](#)
- [Donor Tracking](#) - there are two automated “tracking” fields on the Donors page that we did not cover today.
- [Contact Status Management Routine](#)
- [COMMON Configuration Settings](#)



Participants— Prepare

MinistryPlatform