

ANOTHER

"MP"

WEBINAR

RECORD INSIGHTS

FIRST LOOK



Record Insights
were part of our
original vision for
the Next Generation
of MinistryPlatform!

Chrome File Edit View History Bookmarks Profiles Tab Window Help
nextgen.ministryplatform.net/mo/322-347-remington/163
Apps Asana MondayMe MondayACST Zoom Learning Ce... ThinkLinks Vimeo-MP Jira Zoom ACST Intranet ACST Wiki ACST Training
MinistryPlatform
NextGen Platform Church
All Permitted Congregations
Home
Contacts
Groups
Events
Opportunities
Care
Communications
Group #163
Remington Tennis Club | West Bay Campus
Group Type: Small Group Community Outreach Group Focus: Community Help Projects Tuesday Last Attendance: 11/5/2021 09:00 PM CT
General Participants Sub Groups Opportunities Programs Events & Rooms Attributes Rooms Inquiries
Attendance
Meets At
Tasks
Files
Audit Log
GENERAL
Group Name * Remington Tennis Club
Group Type * Small Group
Ministry * Community Outreach
Congregation * West Bay Campus
Primary Contact * Ferragamo, Dallas | dallas@community.com

11:27
Group #163
Remington Tennis Club | West Bay Campus
Group Type: Small Group Community Outreach
General Participants Sub Groups
Attendance
GENERAL
Group Name * Remington Tennis Club
Group Type *
tgen.ministryplatform.net



RECORD INSIGHTS

Visual insights for a record built from your Platform data!

Record Insights show on an open record's General tab!

Available on mobile!

The screenshot displays the MinistryPlatform interface for a record titled "Remington Tennis Club | West Bay Campus". The interface includes a sidebar with navigation options: Home, Contacts, Groups, Events, Opportunities, Care, and Communications. The main content area shows the "General" tab with the following details:

- Group Name ***: Remington Tennis Club
- Group Type ***: Small Group
- Ministry ***: Community Outreach
- Congregation ***: West Bay Campus
- Primary Contact ***: Ferragamo, Dallas | dallas@community.com

Additional features visible include a "Recent Attendance" bar chart, a "Group Member Map" showing the location in Irvine, and a "Last Attendance" date of 11/5/2021 09:00 PM CT. The interface also includes a top navigation bar with options like General, Participants, Sub Groups, Opportunities, Programs, Events & Rooms, Attributes, Rooms, Inquiries, and Assessments.



RECORD INSIGHTS

Hover and click!

Collapse to get out of the way!

Configure your own!

Pro Tip: Record Insights should be just that—a quick insight to the record. Think snapshot, not a feature film ;)

The screenshot displays the MinistryPlatform interface for a group record. The top navigation bar includes the MinistryPlatform logo, 'NextGen Platform Church', and user information. The left sidebar contains navigation options: Home, Contacts, Groups, Events, Opportunities, Care, and Communications. The main content area shows the group details for 'Remington Tennis Club | West Bay Campus' (Group #163). Key information includes 'Group Type: Small Group', 'Community Outreach', 'Group Focus: Community Help Projects', and 'Last Attendance: 11/5/2021 09:00 PM CT'. The 'Recent Attendance' section features a bar chart and profile pictures of group members. A 'Group Member Map' shows the location in Irvine, CA. The 'GENERAL' section provides details: Group Name (Remington Tennis Club), Group Type (Small Group), Ministry (Community Outreach), and Congregation (West Bay Campus). The Primary Contact is listed as Ferragamo, Dallas | dallas@community.com. The right sidebar contains sections for Tasks, Files, and Audit Log.



RECORD INSIGHTS

Inspiration included!

Make them your own!

- Use them!
- Turn some off!
- Tweak others!
- Copy a few!

Better yet: Make your own!

Pro Tip: Share YOUR crafted inspiration on the Forum!

The screenshot displays the MinistryPlatform interface for a church. The top navigation bar includes the logo, 'MinistryPlatform NextGen Platform Church', and user information. The left sidebar lists navigation options: Home, Contacts, Groups, Events, Opportunities, Care, and Communications. The main content area shows details for 'Event #16111: Winter Cruise | 5/7/2022 6:00 PM CT'. It features a registration history graph with a peak on '24 Mar 21: 2' and a photo of a woman at a laptop. Below the graph is a 'GENERAL' form with fields for Event Title (Winter Cruise), Event Type (Seminar/Conference), Congregation (West Bay Campus), and Location. A 'Description' field is also visible at the bottom.



RECORD INSIGHT TYPES

Choose from six Insight Types:

- Image Collection
- Single Image
- Map
- Multi-Map
- Chart
- Text & Token

The screenshot displays the MinistryPlatform interface for an event record. The top navigation bar includes the MinistryPlatform logo, the text 'NextGen Platform Church', and a dropdown menu for 'All Permitted Congregations'. The left sidebar contains a navigation menu with options: Home, Contacts, Groups, Events (selected), Opportunities, Care, and Communications. The main content area shows the event details for 'Event #16111: Winter Cruise | 5/7/2022 6:00 PM CT'. Below the event title, there are several status tags: Seminar/Conference, West Bay Campus, Operation Delicious, Approved, Featured, Registered: 36, Participants Expected: 0%, and Rooms & Groups. A horizontal menu below the tags includes: General, Participants, Form Responses, Rooms & Groups, Equipment, Servicing, Metrics, Opportunities, Opportunity Responses, and Donations. The main content area is divided into two sections. The top section, titled 'Registration History', features a line chart showing a sharp peak on '24 Mar 21: 2' and a photograph of a woman smiling at a laptop. The bottom section, titled 'GENERAL', contains a form with the following fields: Event Title (Winter Cruise), Event Type (Seminar/Conference), Congregation (West Bay Campus), Location, Meeting Instructions, and Description. On the right side of the interface, there is a vertical sidebar with a 'Tasks' section and three expandable menu items: Files, Audit Log, and another unlabeled item.



THE INSIGHT RECORD

Title: A friendly name of the Insight.

Page: The Page where this Insight will appear.

Sub Page View: Indicates the Sub-Page View from which the Insight will derive its data. If NULL, the record itself will be the Insight's data source.

The screenshot displays the MinistryPlatform interface for configuring an insight. The header shows the MinistryPlatform logo and 'NextGen Platform Church'. A sidebar on the left lists navigation options, with 'Insights' selected. The main content area shows the configuration for 'Insight #24', titled 'Family Members | Contacts'. The configuration is organized into a 'GENERAL' section with the following fields:

- Title ***: Family Members
- Page ***: Contacts
- Sub Page View**: Active Members
- Template ***: {ImageCollection}
- View Order ***: 2
- Active ***: Yes

At the bottom of the interface, there is a 'Recent Record(s)' section.



THE INSIGHT RECORD

Template: The HTML template for this Insight. Can include a mix of {object} tokens and [field] tokens.

View Order: The order this Insight will appear in relation to other Insights on the Page.

Active: Indicates whether this Insight is active and currently displayed on the associated Page.

The screenshot shows the MinistryPlatform interface for configuring an insight. The header includes the logo and 'NextGen Platform Church'. A sidebar on the left lists various system setup options, with 'Insights' selected. The main area displays the configuration for 'Insight #24: Family Members | Contacts'. The configuration is organized into sections: 'GENERAL' (containing 'Title *' set to 'Family Members' and 'Page *' set to 'Contacts'), 'Sub Page View' (set to 'Active Members'), and 'Template *' (set to '{ImageCollection}'). At the bottom, 'View Order *' is set to '2' and 'Active *' is set to 'Yes'. A 'Recent Record(s)' section is visible at the very bottom.



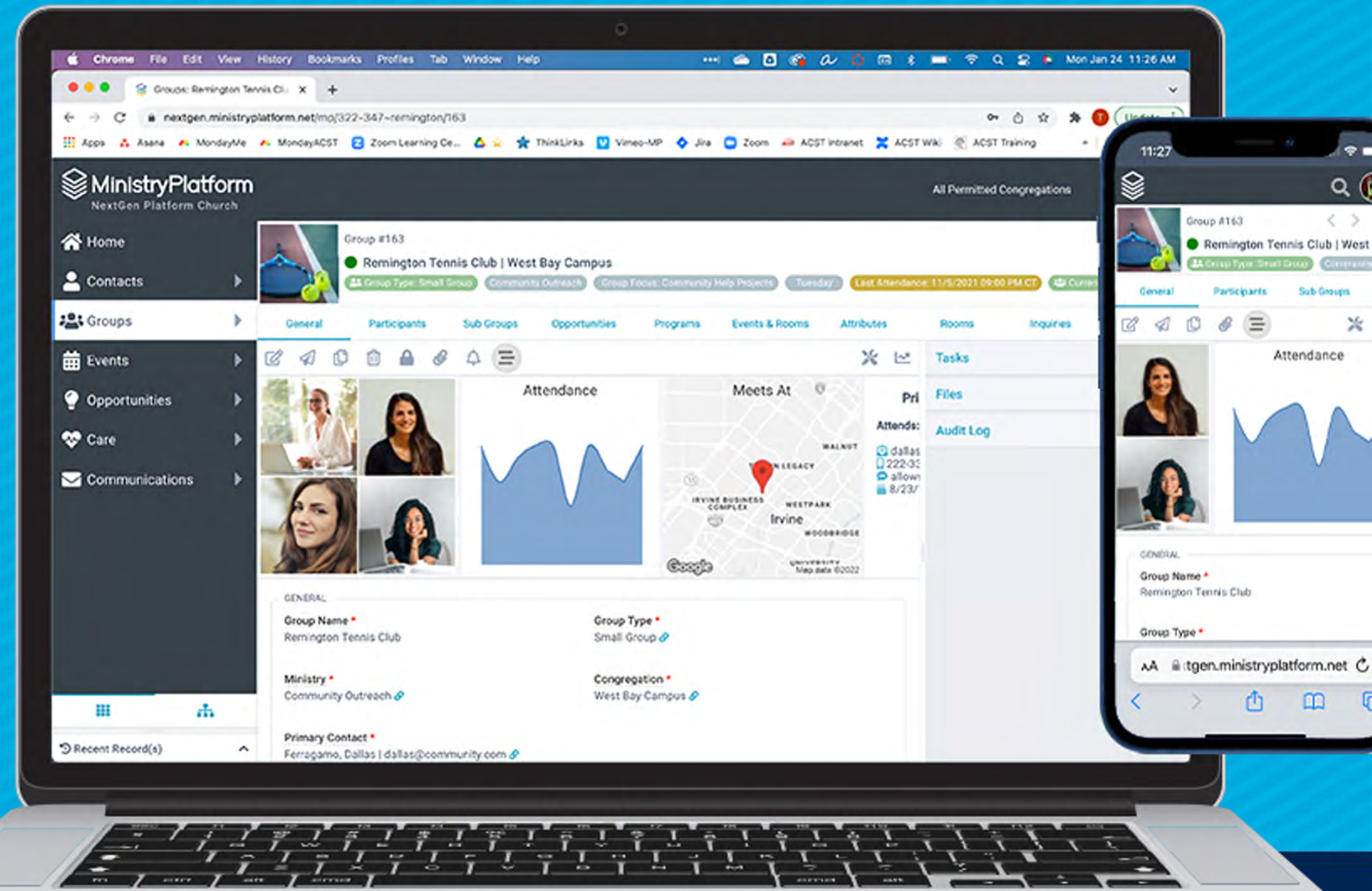
IMAGE COLLECTION

A collection of images associated with the record based on a Sub-Page view

Maximum size is 4 x 4

Great for: Family Members or Group Leaders!

Pro Tip: Build your view before configuring your Insight ;)



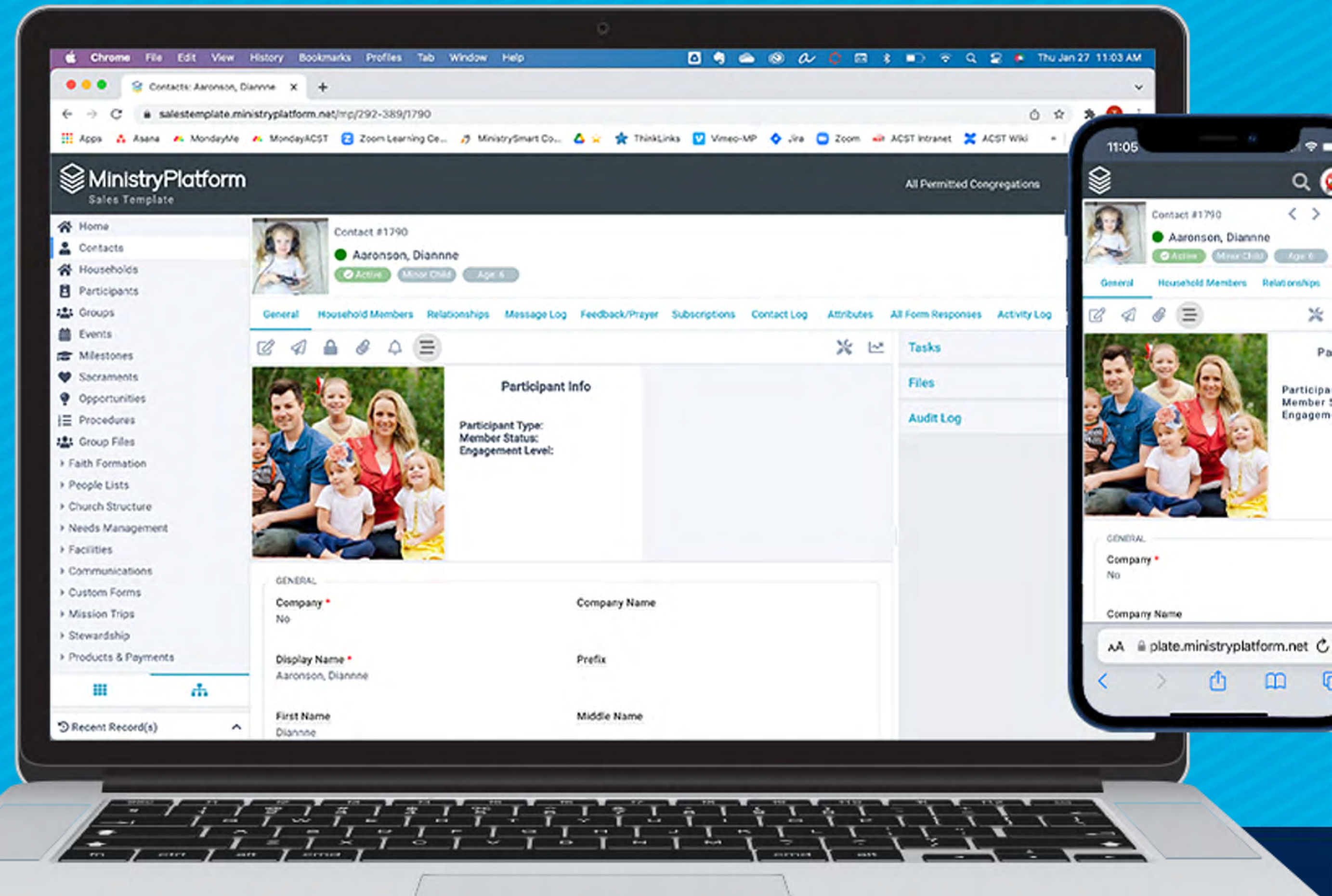


SINGLE IMAGE

A single image associated with the record based on the Page ID and Record ID related to the image.

In other words: Does not have to be the default image :D

Great for: Household or Group Focus!





MAP

A map showing a single location

Requires Latitude and Longitude

Interactive map dialogue

Great for: Group or Event Location and Household Address!

The screenshot shows a mobile application interface for a group page. At the top, there is a group profile card for "Group #163" titled "Remington Community Food Shelf | West Bay Campus". The group type is "Small Group", and the focus is "Community Help Projects". Below the profile card is a navigation bar with tabs for "General", "Participants", "Sub Groups", "Opportunities", "Programs", and "Events & Ro". A toolbar contains icons for editing, location, sharing, deleting, locking, attaching, notifications, and a menu. The main content area is divided into three sections: "Attendance" with a bar chart showing data for 10 categories; "Meets At" with a map of Irvine, CA, showing a red location pin near "TWIN LEGACY" and "WESTPARK"; and "Primary Contact Card" with details for "Attends: West Bay Campus", including email "dallas@community.com", phone "222-333-4444", SMS status "allows texts", and birthdate "8/23/1980".



MULTI-MAP

A map of a collection of pins associated with the record based on a Sub-Page view

Requires Latitude and Longitude

Interactive map dialogue

Great for: Participant Addresses!

Group #163

Remington Community Food Shelf | West Bay Campus

Group Type: Small Group Community Outreach Group Focus: Community Help Projects Tuesday Last Attendance: 11

General Participants Sub Groups Opportunities Programs Events & Rooms Attributes

Primary Contact Card

Attends: West Bay Campus

dallas@community.com

222-333-4444

allows texts

8/23/1980

Members

Map data ©2022

Map data ©2022

LOVE YOUR NEIGHBOUR



CHART

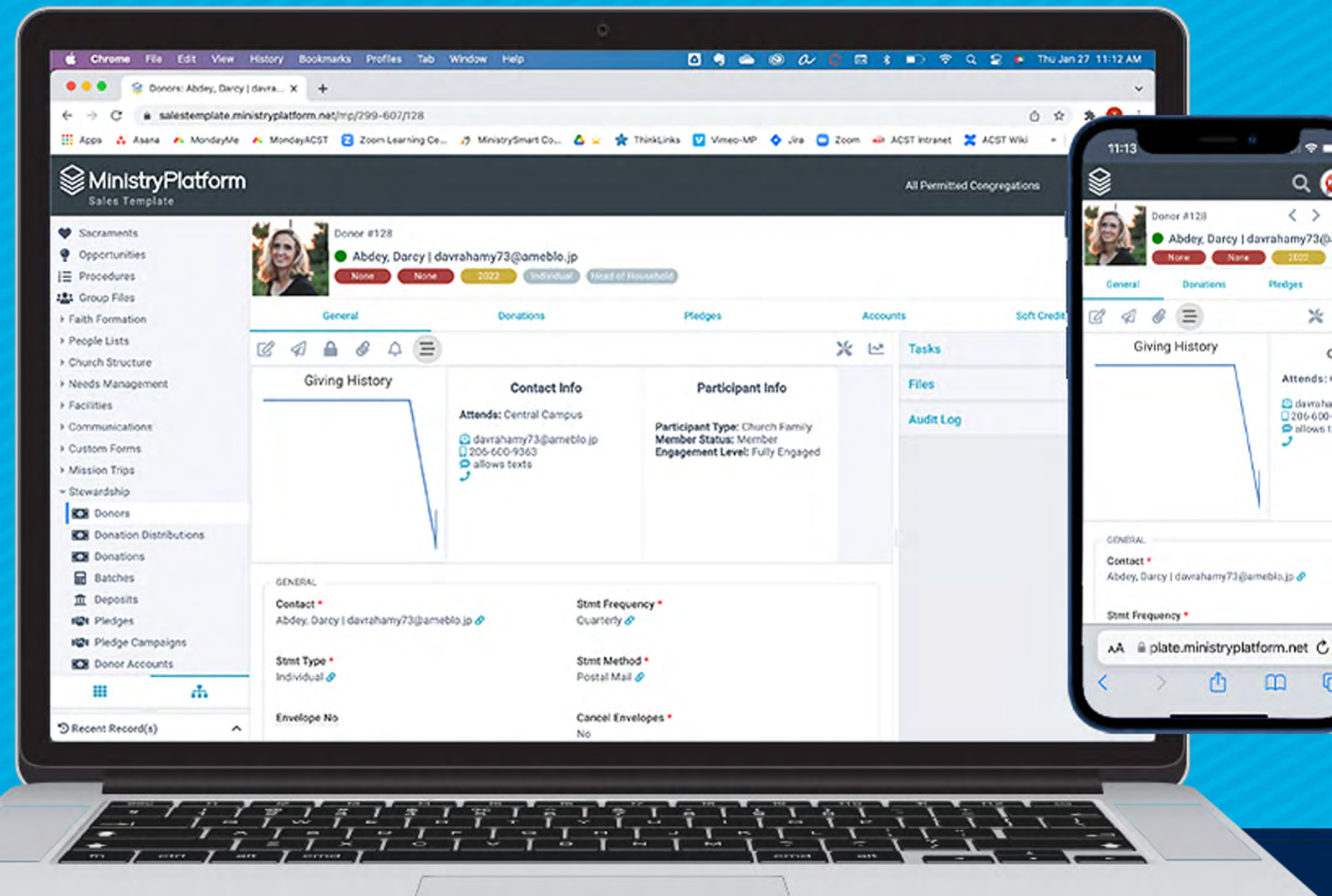
A chart of information related to the record based on a Sub-Page view

X axis = View column

Y axis = View column

Choose from eight chart types!

Reminder: Insight Charts \neq Dashboard Charts!





TEXT & TOKEN

A flexible, completely customizable HTML-based insight

Mix of HTML and tokens

Great for: Whatever matters most to YOUR church!

Bonus: Font Awesome icons supported!

